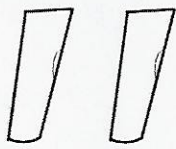
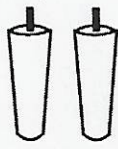


ASSEMBLY INSTRUCTION

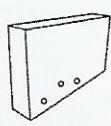
PLEASE ENSURE THERE ARE NO PARTS MISSING BEFORE ASSEMBLY.



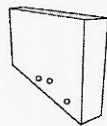
Front Legs
(P2)



Back Legs
(P3)



Right Armrest
(P4)



Left Armrest
(P5)



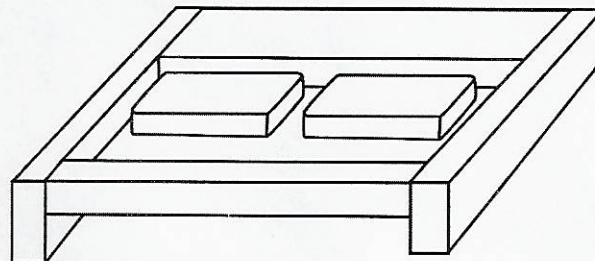
8 x Bolts
(H1)






8 x Large Washers
(H2)

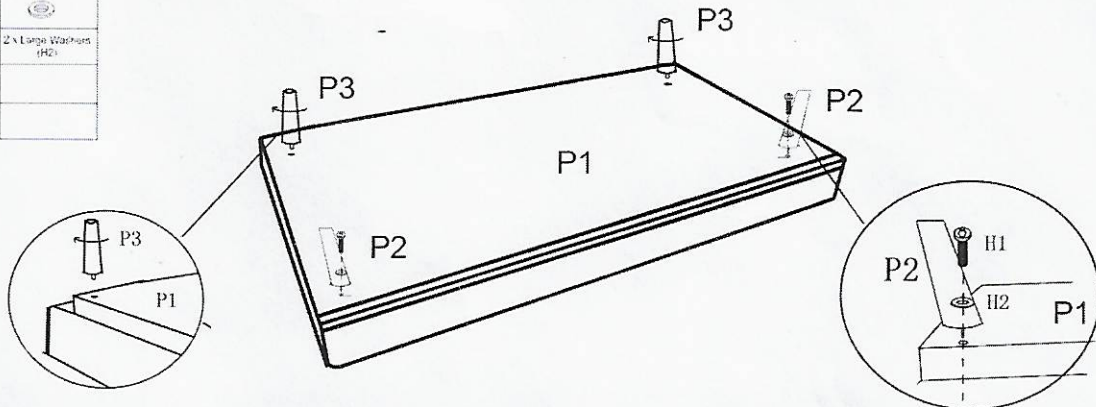





1 x Allen Key
(H3)

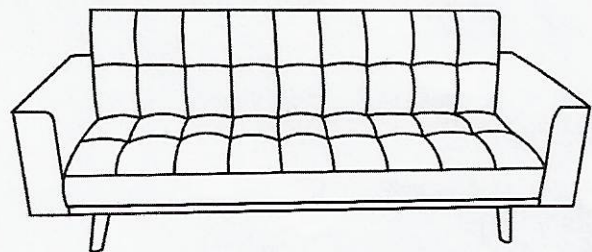
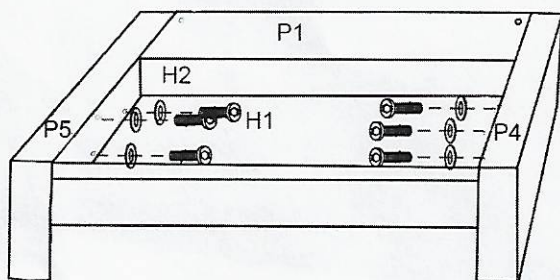


STEP 1: TAKE OUT THE LEGS (A) FROM THE BOTTOM OF SOFA BY UNZIPPING.

You will need	
	
2 x Bolts (H1)	2 x Large Washers (H2)
	
1 x Allen Key (H3)	



You will need	
	
2 x Bolts (H1)	2 x Large Washers (H2)
	
1 x Allen Key (H3)	



sofa to sofa bed

