

rattan | table

Bali



montaj klavuzu | assembling guide

www.siesta.com.tr

Siesta
exclusive

Assembly Instructions Instructions de Montage Montageanleitung Instrucciones de Montaje Montaggio Montagevoorschrift Instruções de montagem

Notes and Warnings – Please Read Carefully Prior to Assembly
Notes et avertissements – Veuillez lire attentivement avant l'assemblage
Anmerkungen und Warnhinweise – Bitte sorgfältig vor der Montage lesen
Opmerkingen en waarschuwingen – Voor het monteren aandachtig doorlezen
Notas y advertencias: lea con atención antes de montar
Osservazioni e avvertimenti – Leggere attentamente prima dell'assemblaggio
Notas e Avisos – Leia cuidadosamente antes da montagem


- EN** • Please assemble the table on a flat surface.
• The table should only be cleaned using soap, water and a soft cloth.
- FR** • Veuillez assembler la table sur une surface plane.
• Pour nettoyer la table, utilisez un chiffon doux, de l'eau et du savon uniquement.
- DE** • Bitte montieren Sie den Tisch auf einer ebenen Fläche.
• Zur Reinigung des Tisches sind nur Seifenlauge, Wasser und ein weiches Tuch zu verwenden.
- NL** • Monteerde tafel op een egaal oppervlak.
• De tafel mag alleen met water, zeep en een zachte doek worden gereinigd.
- ES** • Monte la mesa sobre una superficie plana.
• La mesa sólo debe limpiarse utilizando jabón, agua y un paño suave.
- IT** • Assemblare ogni componente su una superficie piana.
• Per la pulizia dei componenti del tavolo, utilizzare solo sapone, acqua e un panno pulito.
- PT** • Monte cada peça da mesa numa superfície plana.
• As peças da mesa devem ser limpas apenas com sabão, água e um pano macio.

1



A1



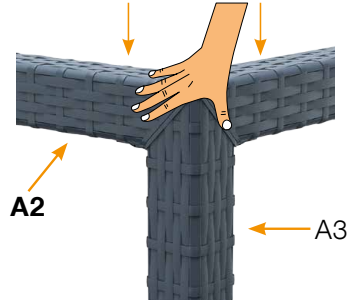

A2



A3

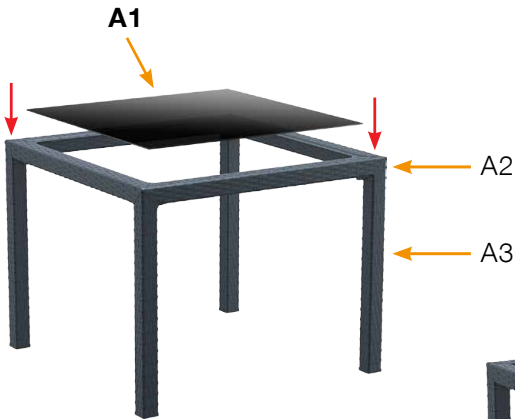


2



! Ayakları sıkıca yuvalarına itiniz.
Please push the legs strongly.

3



Siesta

exclusive

www.siesta.com.tr



[/SiestaFurniture](#)

