









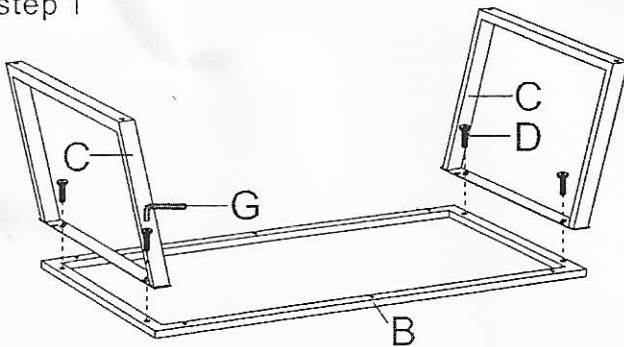
ASSEMBLY INSTRUCTION

Item No.:ZITA PLUS 09-0068

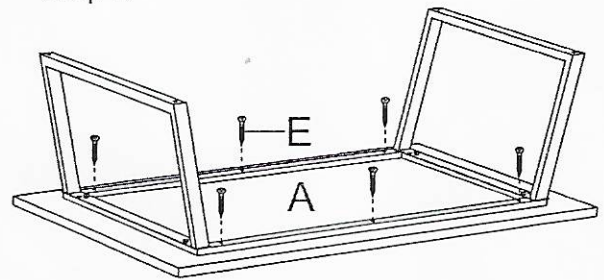
HARDWARE LIST			
NO.	PART	DESCRIPTION	QTY
A		Top	1
B		Transom	1
C		Frame	2
D		Long Screw	4
E		Self-threading Pin	6
F		Feet	4
G		Allen Key	1



step 1



step 2



step 3

