




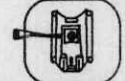













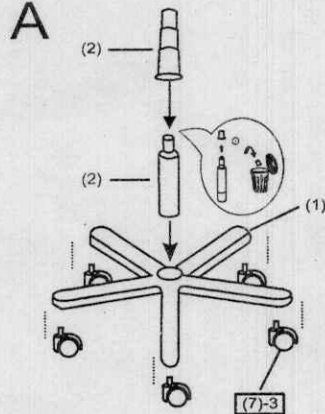
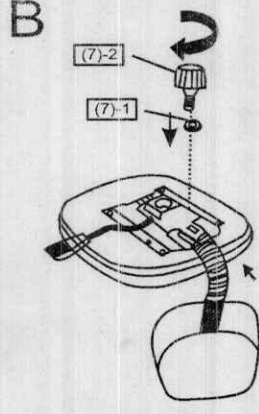
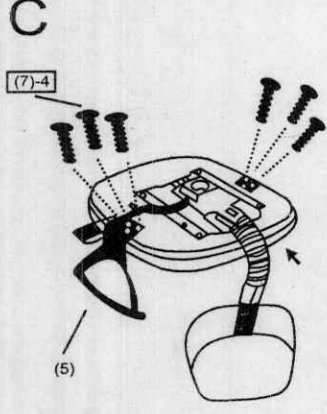


# Assembling Instruction

## Notice d'assemblage      Instrucciones de montaje

(1)	base/ piement/bass	(2)	gas column/ Pied réglable/ pie regulable a gas	(3)	back/ Dossier/respaido																								
																													
(4)	Seat/ Assise/asiendo	(5)	Arm/accoudoir/ apoyabrazos	(6)	mechanism/ Mecanisme/mecanismo																								
																													
(7)	<table style="width: 100%; border: none;"> <tr> <td style="width: 5%; text-align: center;">1.</td> <td style="width: 15%; text-align: center;"></td> <td style="width: 5%; text-align: center;">X1</td> <td style="width: 15%; text-align: center;">10mm</td> <td colspan="2"></td> </tr> <tr> <td style="text-align: center;">2.</td> <td style="text-align: center;"></td> <td style="text-align: center;">X1</td> <td></td> <td colspan="2"></td> </tr> <tr> <td style="text-align: center;">3.</td> <td style="text-align: center;"></td> <td style="text-align: center;">X5</td> <td></td> <td colspan="2"></td> </tr> <tr> <td style="text-align: center;">4.</td> <td style="text-align: center;"></td> <td style="text-align: center;">X6(6X20)MM</td> <td></td> <td colspan="2"></td> </tr> </table>					1.		X1	10mm			2.		X1				3.		X5				4.		X6(6X20)MM			
1.		X1	10mm																										
2.		X1																											
3.		X5																											
4.		X6(6X20)MM																											
																													
A		B		C																									
																													
D		E		F																									
