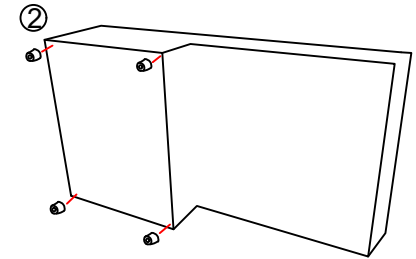
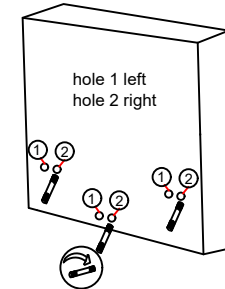
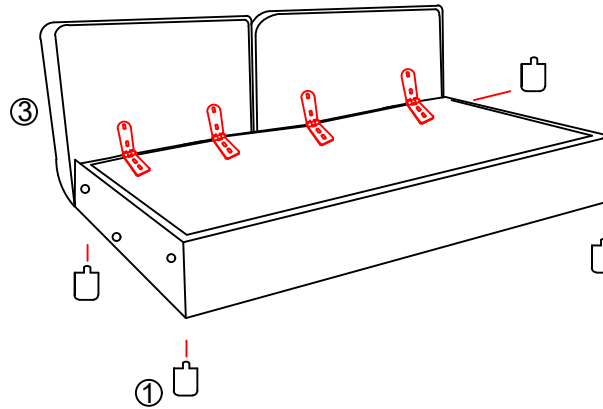










ELENA CORNER
ASSEMBLY INSTRUCTIONS



HARDWARE PACKAGE CONTENT

-   LEG (12)
-   SCREW (16)
-   HINGE (4)
-   SCREW (3)
-   WINGNUT (3)

