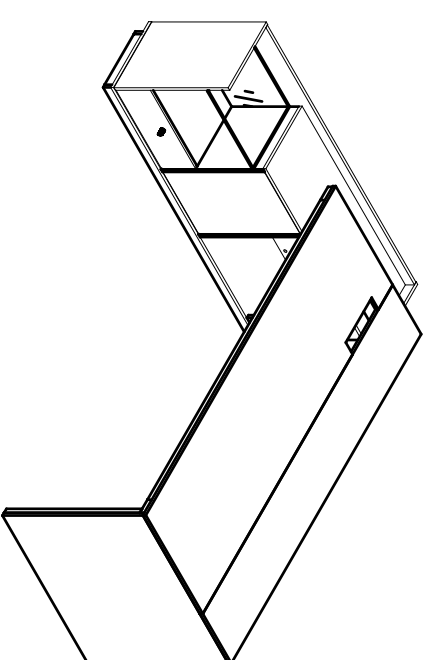
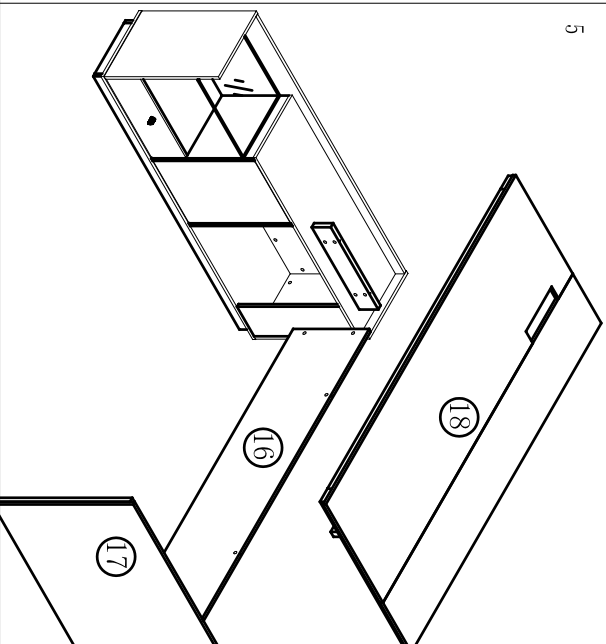
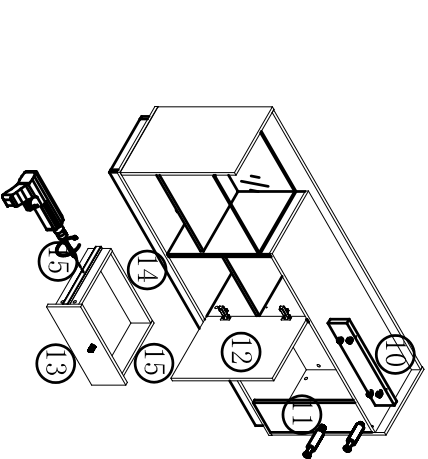
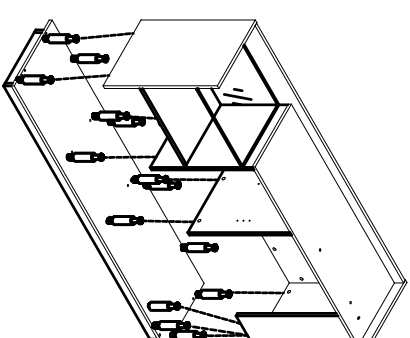
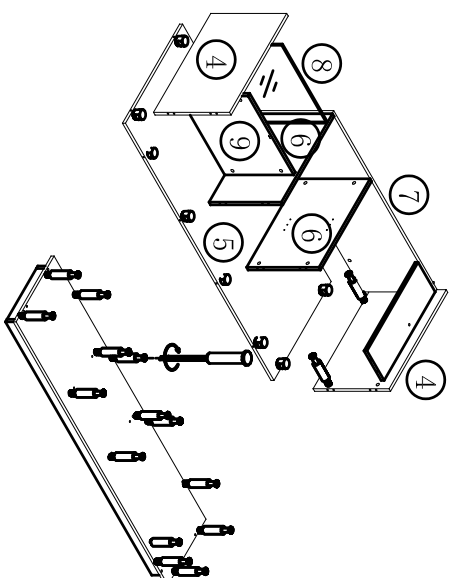
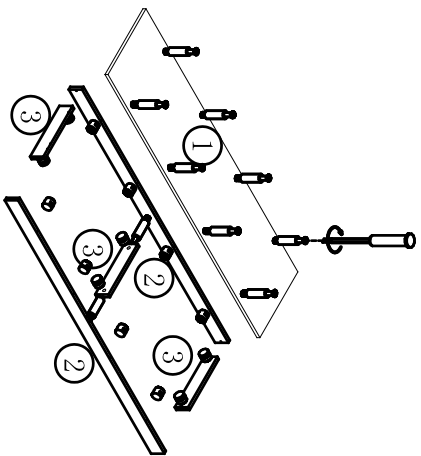


ITEM NO: E O 819L

Assembly diagram



A		68PCS	E		1PCS	①	1600X400*1	⑤	1566X602X16*1	⑨	480X363X16*1	⑬	476X180X16*1	⑰	740X798X41*1		
B		14PCS	F		2PCS	②	1540X70X16*2	⑥	538X381X16*2	⑩	500X100X25*1	⑭	422X105X4*1	⑱	1600X800X41*1		
C		60PCS	G		1PCS	③	308X70X16*2	⑦	1087X382X16*1	⑪	538X180X16*1	⑮	355X120X16*2				
D		2PCS	H		1PCS	④	602X400X16*2	⑧	474X380X8*1	⑫	376X534X16*1	⑯	1360X400X16*1				