

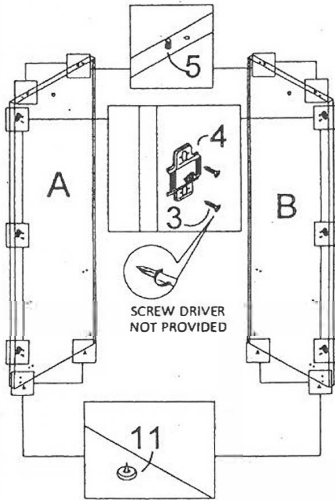
ASSEMBLY INSTRUCTION

WARDROBE

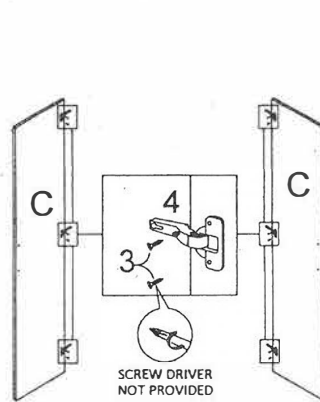
HARDWARE LIST		
NO	DESCRIPTION	QTY
1	M6 X 70MM CSK CAP WOOD SCREW	16 PCS
2	UNIVERSAL CAP	16 PCS
3	M3.5 X 16MM CHIPBOARD SCREW	26 PCS
4	7 / 8" 989 C HINGES INLAY HINGES	6 SETS
5	M8 X 25MM WOOD DOWEL	24 PCS
6	S27-160MM METAL HANDLE	2 PCS
7	M4 X 19MM HANDLE SCREW	4 PCS
8	M4 ALLEN KEY	1 PC
9	TS 658 "L" BRACKET	1 PC
10	Ø19 X 744MM HANGING BAR	1 PC
11	5 / 8" PVC NAIL LEG	4 PCS

PARTS LIST		
NO	DESCRIPTION	QTY
A	SIDE PANEL LEFT	1 pc
B	SIDE PANEL RIGHT	1 pc
C	DOOR PANEL	2 pcs
D	HANGING PANEL	2 pcs
E	SHELF FIX PANEL	1 pc
F	BOTTOM PANEL	1 pc
G	LEG PANEL	2 pcs
H	BACK PANEL	2 pcs
J	TOP PANEL	1 pc

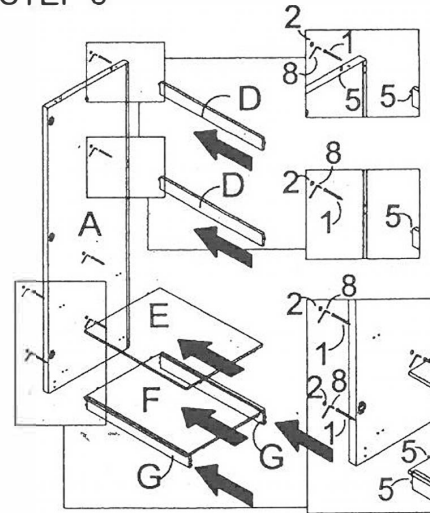
STEP 1



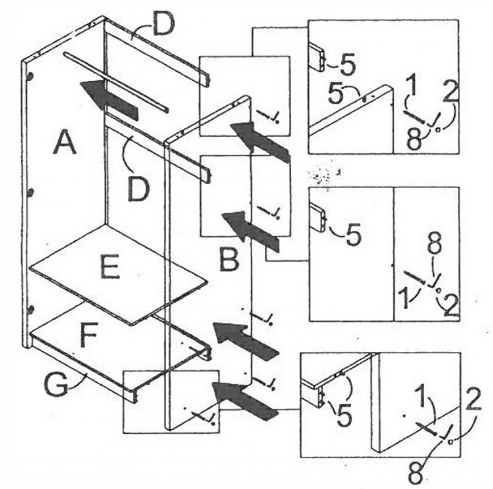
STEP 2



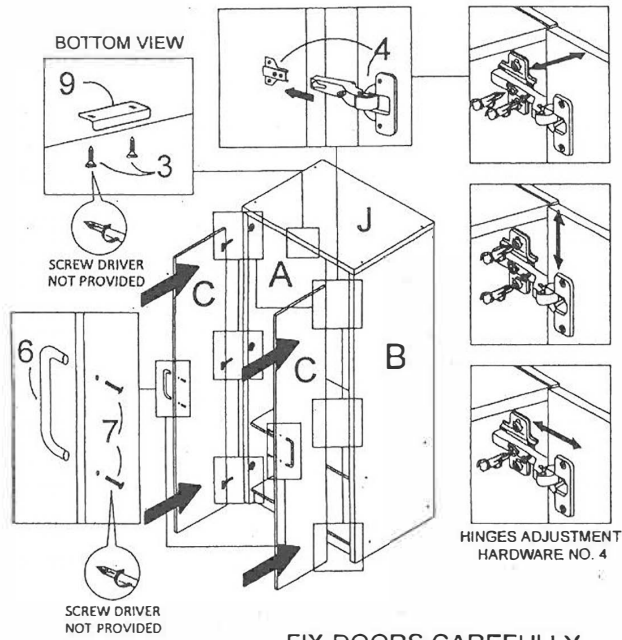
STEP 3



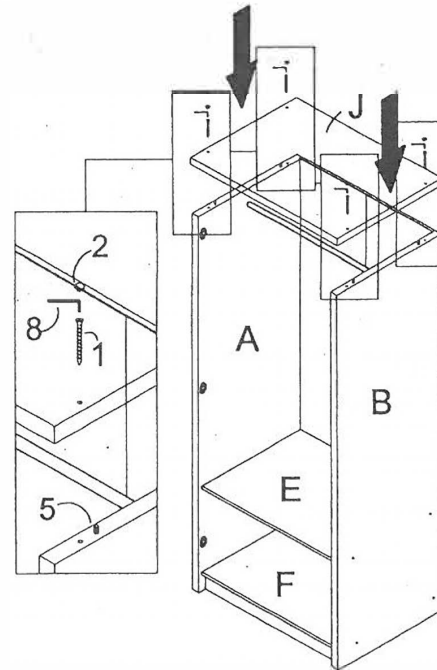
STEP 4



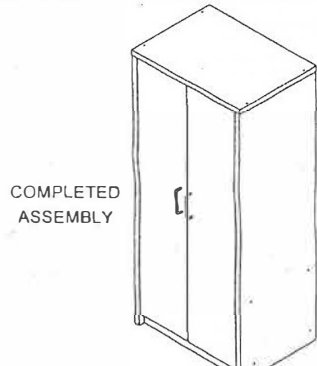
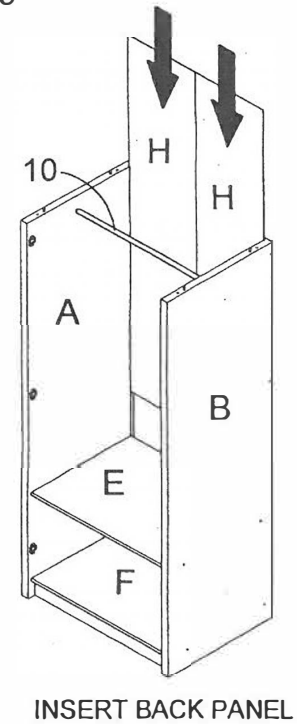
STEP 7



STEP 6



STEP 5



HINGES ADJUSTMENT HARDWARE NO. 4