

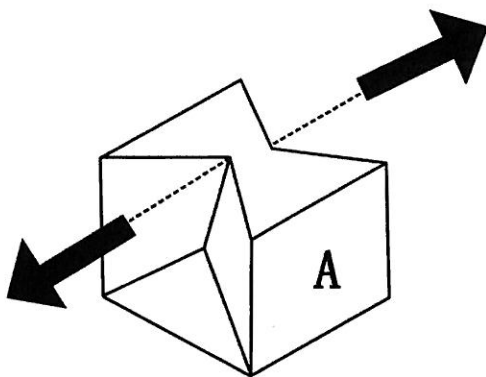
Assemble Instruction

Assemblage

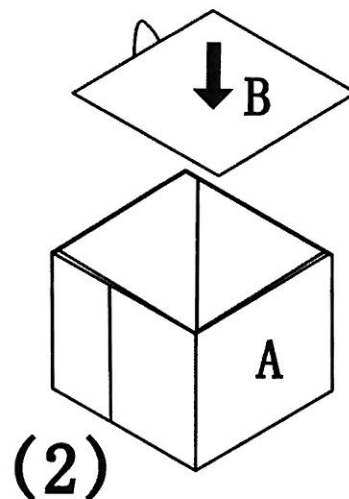
- A)Body; B)Support board; C)Cover lid
- 1)Expand A in two directions.
 - 2)Insert B to A,as the arrow show
 - 3)Cover C into A.

A) Banc B) Pièce de soutien C) couvercle

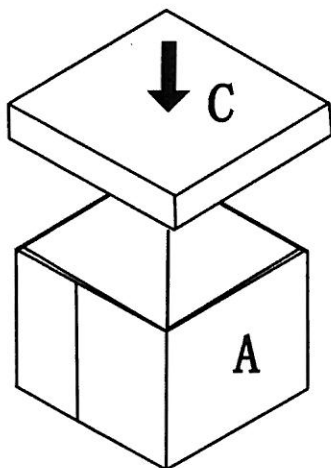
- 1) Dépliez les côtés du banc (A)
- 2) Insérez la pièce de soutien (B) à l'intérieure du banc (A)
- 3) Placez le couvercle (C) sur le banc (A)



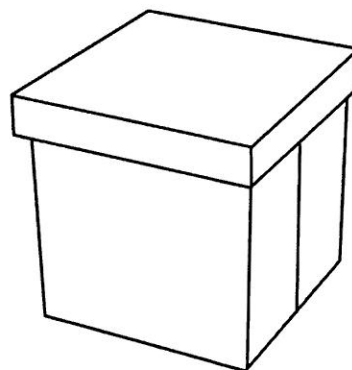
(1)



(2)



(3)



(4)